



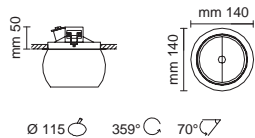


Apparecchi da incasso realizzati in metallo stampato cromato tramite trattamento galvanico oppure verniciato a polvere epossipoliestere stabilizzato ai raggi UV bianco RAL9010. Gli apparecchi disponibili a uno, due e tre spots sono predisposti per l'uso di sorgenti luminose alogene AR-111 ed agli ioduri metallici CDM-R111 oppure CDM-TC. La versione con attacco G8.5 è dotata di parabola in alluminio super-puro 99,9% e di schermo di protezione in borosilicato trasparente. I gruppi ottici orientabili rispetto ai due assi essendo completamente indipendenti, permettono il puntamento simultaneo di più oggetti o zone. I reattori ed i trasformatori per l'alimentazione degli apparecchi, sono da ordinare separatamente in base alla tipologia, alla potenza ed al numero delle sorgenti luminose utilizzate.

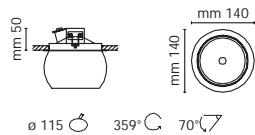
These recessed lamps are made of chrome-finish, die-cast, galvanized metal or are epoxy-polyester UV stabilized painted white RAL9010. They are available with one, two or three spotlights and are designed for use with halogen AR-111 light sources and with metallic CDM-R111 or CDM-TC iodides.

The version with the G8.5 attachment is equipped with a dish in super pure 99.9% aluminum and a protection screen in transparent borosilicate. The lights can be directed on two completely independent axis allowing simultaneous direction to more than one object or area. The switches and chargers for the lamps must be ordered independently according to type, power and number of light sources to be used.

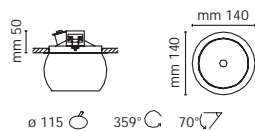
5219  AR-111 max 75W G53  07



5718  CDM-R111 max 35-70W GX8,5  18



5719  CDM-TC max 35-70W G8,5  27



CE  IP23

Alimentazione elettronica
esclusa vedi pag. 750-751
Electronic supply not included
see pag. 750-751

Orientabile
Adjustable

09 Bianco Avorio Opaco RAL 9010
White Ivory matt like RAL 9010

14 Cromato
Chrome plated

Coordinati/Coordinates:
SOSPENSIONI pag 117
SUSPENSIONS pag 117
PROIETTORI/PROJECTORS pag 561
INCASSI/DOWNLIGHTS pag 469

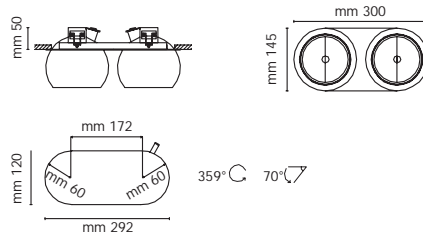
Curve fotometriche pag. 590
Page polar diagrams 590



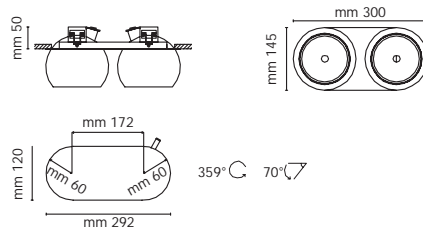
5718 CDM-R111
70W, Gx8,5



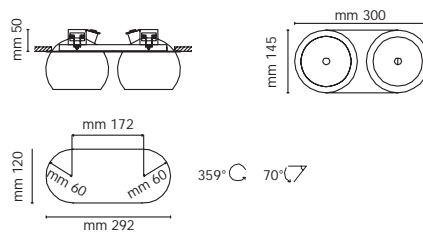
5219.2  AR-111 2xmax 75W G53 



5718.2  CDM-R111 2x35-70W GX8,5 



5719.2  CDM-TC 2x35-70W G8,5 



CE  IP23

Alimentazione elettronica
esclusa vedi pag. 750-751
Electronic supply not included
see pag. 750-751

Orientabile
Adjustable

O9 Bianco Avorio Opaco RAL 9010
White Ivory matt like RAL 9010

14 Cromato
Chrome plated

Coordinati/Coordinates:
SOSPENSIONI pag 117
SUSPENSIONS pag 117
PROIETTORI/PROJECTORS pag 561
INCASSI/DOWNLIGHTS pag 469

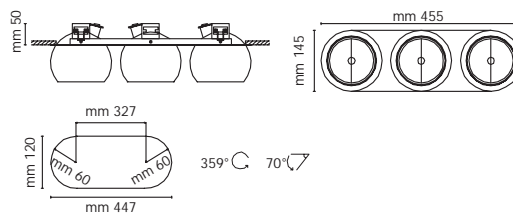
Curve fotometriche pag. 590
Page polar diagrams 590



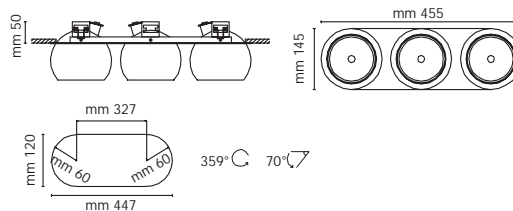
5219.3 AR-111
3 max 75W, G53

5219.3  AR-111 3xmax 75W G53  07

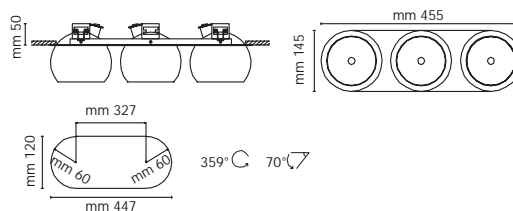
A richiesta versione parete/plafone art. 4219.3 (h. mm 130)
On request wall/ceiling version art. 4219.3 (h. mm 130)







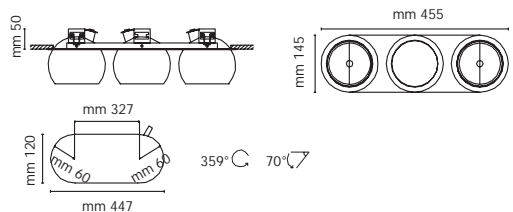
5718.3  CDM-R111 3x35-70W GX8,5  17-18



5719.3  CDM-TC 3x35-70W G8,5  26-27



5720  CDM-TC 1x35-70W G8,5  26-27
 AR-111 2xmax 75W G53  07



CE  IP23

Alimentazione elettronica esclusa vedi pag. 750-751
Electronic supply not included see pag. 750-751

Orientabile
Adjustable

09 Bianco Avorio Opaco RAL 9010
White Ivory matt like RAL 9010

14 Cromato
Chrome plated

Coordinati/Coordinates:
SOSPENSIONI pag 117
SUSPENSIONS pag 117
PROIETTORI/PROJECTORS pag 561
INCASSI/DOWNLIGHTS pag 469

Curve fotometriche pag. 590
Page polar diagrams 590







